



DCA400SSI

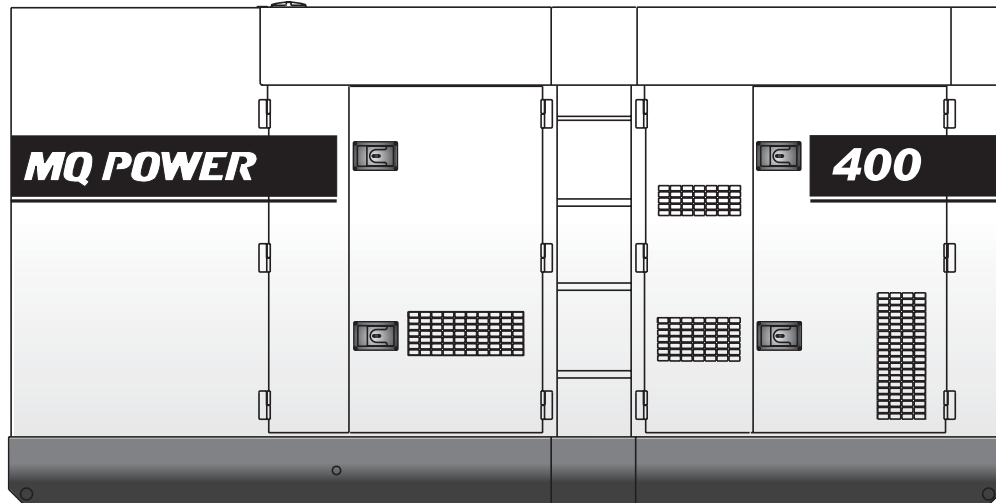
WhisperWatt™ Generator

WhisperWatt™ 400

Prime Rating: 320 kW (400 kVA)

Standby Rating: 352 kW (440 kVA)

60 Hertz



Standard Features

- **Heavy duty, turbocharged, direct injection, air to air intercooled diesel engine** provides maximum reliability.
- **Brushless alternator** reduces service and maintenance requirements and meets temperature rise standards for Class F insulation systems.
- **Open delta alternator design** provides virtually unlimited excitation for maximum motor starting capability.
- **Automatic voltage regulator (AVR)** provides precise regulation.
- **Electronic governor system** maintains frequency to $\pm 0.25\%$.
- **Full load acceptance** of standby nameplate rating in one step (NFPA 110, para 5-13.2.6).
- **Sound attenuated, weather resistant, steel housing** provides operation at 74 dB(A) at 23 feet. Fully lockable enclosure allows safe unattended operation.
- **Internal fuel tank** with direct reading fuel gauges are standard.
- **Fuel / water separator** removes condensation from fuel for extended engine life.
- **E-Coat primer** with polyurethane enamel finish coat.
- **Simultaneous single and three phase power.**
- **EPA emissions certified.** - Tier 3 emissions compliant.
- **Complete engine analog instrumentation** includes DC ammeter, oil pressure gauge, water temp. gauge, fuel level gauge, tachometer/hour meter, preheat indicator, manual engine speed control, emergency shutdown monitors, and emergency stop button.
- **Complete generator analog instrumentation** includes voltage regulator control, ammeter phase selector switch, voltmeter phase selector switch, AC voltmeter, AC ammeter, frequency meter, panel light, and circuit breaker.
- **Automatic safety shutdown system** monitors the water temperature, engine oil pressure, overspeed, and overcrank. Warning lights indicate abnormal conditions.
- **Low coolant level shutdown system** provides protection from critically low coolant levels. Includes control panel warning light.
- **Auto start/stop control** allows generator to start automatically in the event of a commercial power failure.
- **Complete power panel.** Fully covered; three-phase terminals and single phase receptacles allow fast and convenient hookup for most applications including temporary power boxes, tools and lighting equipment. All are NEMA standard.
- **Emergency stop switch.**
- **Battery switch.**
- **Voltage change over board** allows easy to change voltages as your applications require. 240/480 Buss Bar.



DCA400SSI

WhisperWatt™ Generator

Specifications

Generator Specifications

Design	Revolving field, Self-ventilated Drip-proof, Single bearing
No. of Poles	4-pole
Excitation	Brushless with AVR
Standby Output	352 KW (440 KVA)
Prime Output	320 KW (400 KVA)
Generator RPM	1800
Voltage — 3Ø	208, 220, 240, 415, 440, 480V Reconnectable
Voltage — 1Ø	120, 127, 139, 240, 254, 277V Adjustable
Armature Connection	Star with neutral
Voltage Regulation (No load to full load)	±0.5%
Power Factor	0.8
Frequency	60 Hz
Frequency Regulation: No Load to Full Load	Isochronous under varying loads from no load to 100% rated load
Frequency Regulation: Steady State	±0.25% of mean value for constant loads from no load to full load
Insulation	Class F
Sound Level dB(A) Full load at 23 feet	74

Engine Specifications

Make / Model	Isuzu / 6WG1X
Emissions	EPA Tier 3 Certified
Starting System	Electric
Design	4-cycle, water cooled, Direct Injection, turbocharged, air to air Intercooled
Displacement	15681 cc
No. cylinders	6
Bore x Stroke (mm)	147 x 154
Gross Engine Power Output	511 hp (381.5 kWm)
BMEP	236 psi (1,970 kPa)
Piston Speed	1819 ft/min (9.24 m/s)
Compression Ratio	16.0 : 1
Engine Speed	1800 rpm
Overspeed Limit	2040 rpm
Oil capacity gallons (liters)	14.4 gal. (55 L)
Battery	12V 190Ah x 2 (24V System)

Fuel System

Recommended Fuel	ASTM-D975-No.1 & No. 2-D	
Maximum Fuel Flow (per hour)	98.8 gal (374 L)	
Maximum Inlet Restriction (Hg)	8.86 in. (225 mm)	
Fuel Tank Capacity	129 gallons (490 L)	
Fuel Consumption	gph	lph
At full load	23.4	89.0
At 3/4 load	18.5	70.2
At 1/2 load	13.3	50.6
At 1/4 load	8.2	31.2

Cooling System

Fan Load	21.5 hp (16kW)
Coolant Capacity (with radiator)	15.85 gallons (60 liters)
Coolant Flow Rate (per minute)	111 gal (420 L)
Heat Rejection to Coolant (per minute)	11850 Btu (12.5 MJ)
Heat Rejection from Engine (per minute)	3034 Btu (3.2 MJ)
Maximum Coolant Friction Head	20.3 psi (140 kPa)
Maximum Coolant Static Head	29.5 ft (9.0 m)
Ambient Temperature Rating	104°F (40°C)

Air

Combustion Air	957 cfm (27.1 m³/min)
Maximum Air Cleaner Restriction	30 in. H ₂ O (7.5 kPa)
Alternator Cooling Air	2797 cfm (79.0 m³/min)
Radiator Cooling Air	12360 cfm (350 m³/min)

Exhaust System

Gas Flow (full load)	2306 cfm (65.3 m³/min)
Gas Temperature	959°F (515°C)
Maximum Back Pressure	53.2 in H ₂ O (13.3 kPa)

Amperage

Rated Voltage	Maximum Amps
1Ø 120 Volt	888.9 Amps (4 wire)
1Ø 240 Volt	444.4 Amps (4 wire)
3Ø 240 Volt	962.3 Amps
3Ø 480 Volt	481.1 Amps
Main Line Circuit Breaker Rating	1000 Amps
Over Current Relay Trip Set Point	480 Amps

Warranty*

Isuzu Engine

12 months from date of purchase with unlimited hours or 24 months from date of purchase with 2000 hours (whichever comes first).

Generator

24 months from date of purchase or 2000 hours (whichever occurs first).

Trailer

12 months excluding normal wear items.

*Refer to the express written, one-year limited warranty sheet for additional information.

Generator is not intended for use in enclosed areas or where free flow of air is restricted. Backfeed to a utility system can cause electrocution and/or property damage. Do not connect to any building's electrical system except through an approved device.

Specifications are subject to change without notice.



DCA400SSI

WhisperWatt™ Generator

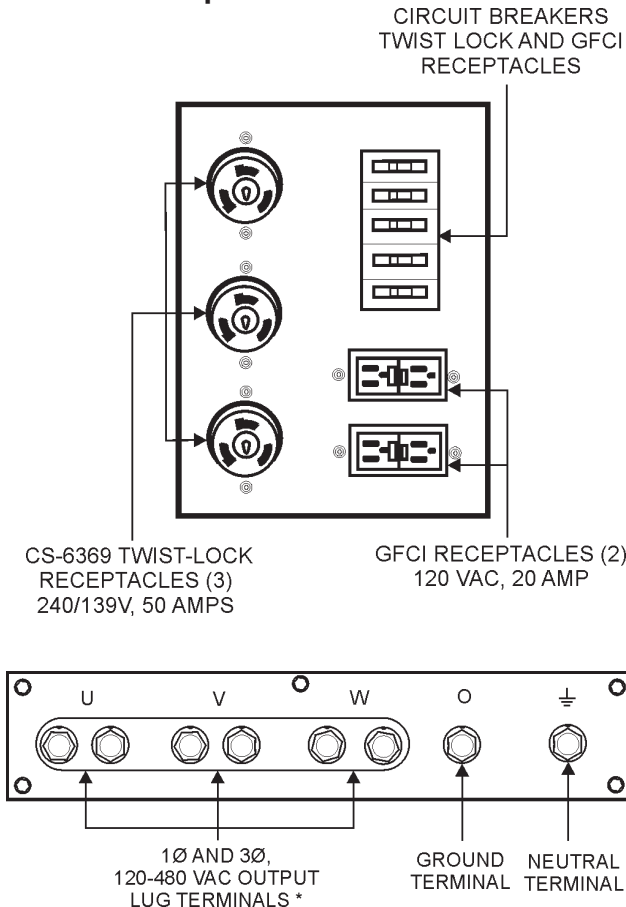
MQ POWER DECIBEL LEVELS

Our soundproof housing allows substantially lower operating noise levels than competitive designs. WhisperWatts are at home on construction sites, in residential neighborhoods, and at hospitals — just about anywhere.

- 90 — Subway / truck traffic
- 80 — Average city traffic
- 74.0 — **WhisperWatt at 23 feet**
- 70 — Inside car at 60 mph
- 60 — Air conditioner at 20 feet
- 50 — Normal conversation



Generator Output Panels



Optional Generator Features

- Battery charger** — provides fully automatic and self-adjusting charging to the generator's battery system.
- Jacket water heater** — for easy starting in cold weather climates.
- Special batteries** — long life batteries provide extra engine cranking power.
- Spring Isolators** — provides extra vibration protection for standby applications.
- Trailer mounted package** — highway legal trailer with electronic or surge brakes with single, double, or triple axle configuration. Extra capacity fuel tanks are also available.

Optional Output Connections

- Cam-Loks** — provides quick disconnect alternative to bolt-on connectors.
- Pin and Sleeve Connectors** — provides industry standard connectors for all voltage requirements.
- Output cable** — available in any custom length and size configuration.

Optional Fuel Cell Features

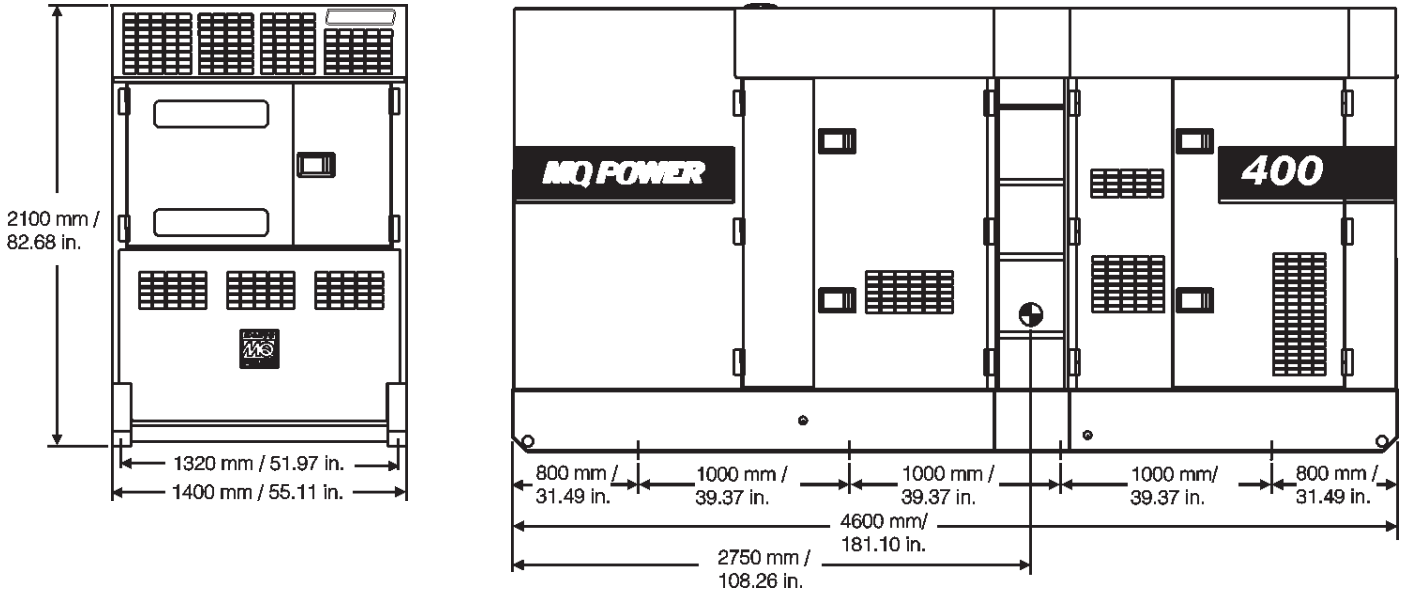
- Trailer fuel tank** — a second fuel cell located in the trailer allows for extended run time.
- Subbase fuel cells (double wall)** — Additional fuel cell for extended runtime operation. Contains a leak sensor, low fuel level switch, and a secondary containment tank. UL142 listed.
 - 12 hours of minimum run time.
 - 24 hours of minimum run time.



DCA400SSI

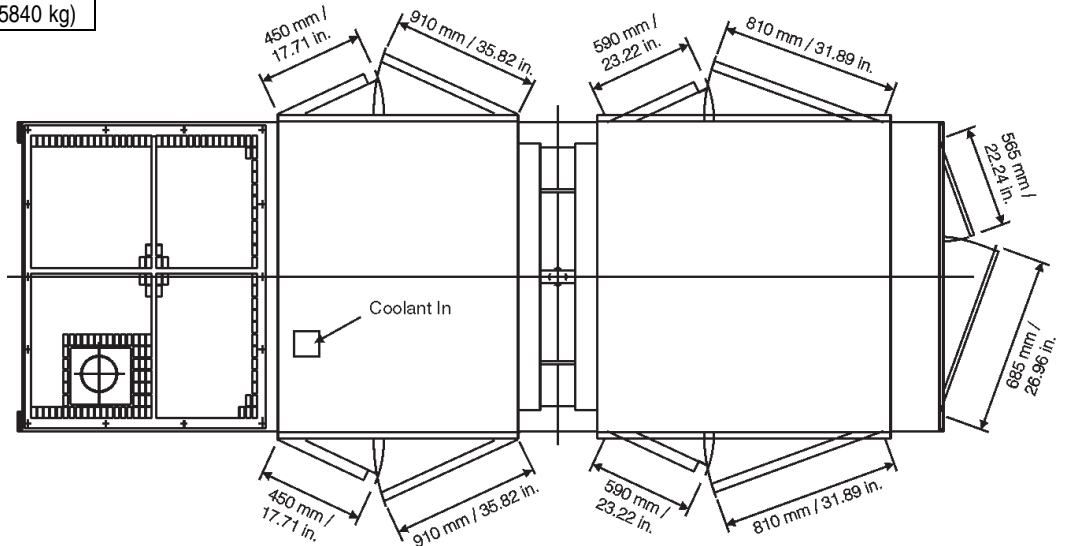
WhisperWatt™ Generator

Dimensions



Weight

Dry Weight	11,642 lbs. (5280 kg)
Wet Weight	12,877 lbs. (5840 kg)



Manufactured by Denyo Co.

Your MQ Power dealer is:



MQ POWER
 POST OFFICE BOX 6254
 CARSON, CA 90749
 310-537-3700 • 800-883-2551
 FAX: 310-604-3831
 E-MAIL: mqpower@multiquip.com
 WWW: mqpower.com