



# DCA220SSJ

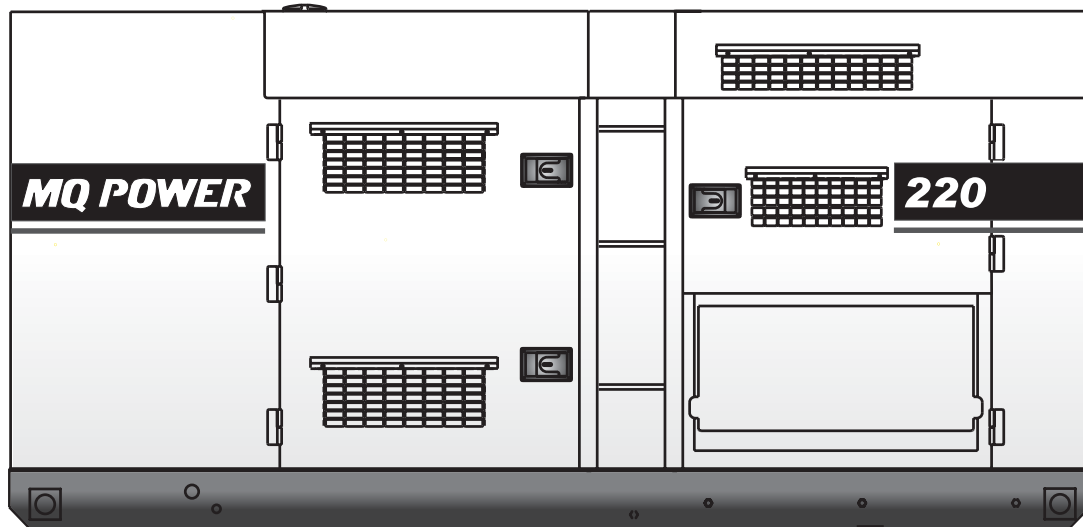
## WhisperWatt™ Generator

### WhisperWatt™ 220

Prime Rating: 176 kW (220 kVA)

Standby Rating: 194 kW (242 kVA)

60 Hertz



#### Standard Features

- **Heavy duty, turbocharged, direct injection, air to air intercooled diesel engine** provides maximum reliability.
- **Brushless alternator** reduces service and maintenance requirements and meets temperature rise standards for Class F insulation systems.
- **Open delta alternator design** provides virtually unlimited excitation for maximum motor starting capability.
- **Automatic voltage regulator (AVR)** provides precise regulation.
- **Electronic governor system** maintains frequency to  $\pm 0.25\%$ .
- **Full load acceptance** of standby nameplate rating in one step (NFPA 110, para 5-13.2.6).
- **Sound attenuated, weather resistant, steel housing** provides operation at 73 dB(A) at 23 feet. Fully lockable enclosure allows safe unattended operation.
- **Internal fuel tank** with direct reading fuel gauges are standard.
- **Fuel / water separator** removes condensation from fuel for extended engine life.
- **E-Coat primer** with polyurethane enamel finish coat.
- **Emergency stop switch**
- **Complete engine analog instrumentation** includes DC ammeter, oil pressure gauge, water temp. gauge, fuel level gauge, tachometer/hour meter, preheat indicator, manual engine speed control, and emergency shutdown monitors.
- **Complete generator analog instrumentation** includes voltage regulator control, ammeter phase selector switch, voltmeter phase selector switch, AC voltmeter, AC ammeter, frequency meter, panel light, and circuit breaker.
- **Automatic safety shutdown system** monitors the water temperature, engine oil pressure, overspeed, and overcrank. Warning lights indicate abnormal conditions.
- **Low coolant level shutdown system** provides protection from critically low coolant levels. Includes control panel warning light.
- **Auto start/stop control** allows generator to start automatically in the event of a commercial power failure.
- **Complete power panel.** Fully covered; three-phase terminals and single phase receptacles allow fast and convenient hookup for most applications including temporary power boxes, tools and lighting equipment. All are NEMA standard.
- **EPA emissions certified** - Tier 3 emissions compliant.



# DCA220SSJ

## WhisperWatt™ Generator

### Specifications

Generator Specifications	
Design	Revolving field, Self-ventilated Drip-proof, Single bearing
No. of Poles	4-pole
Excitation	Brushless with AVR
Standby Output	194 KW (242 KVA)
Prime Output	176 KW (220 KVA)
Generator RPM	1800
Voltage — 3Ø	208, 220, 240, 416, 440, 480V
Voltage — 1Ø	120, 127, 139, 240, 254, 277V Adjustable
Armature Connection	Star with neutral
Voltage Regulation (No load to full load)	±0.5%
Power Factor	0.8
Frequency	60 Hz
Frequency Regulation: No Load to Full Load	Isochronous under varying loads from no load to 100% rated load
Frequency Regulation: Steady State	±0.25% of mean value for constant loads from no load to full load
Insulation	Class F
Sound Level dB(A) Full load at 23 ft	73

Engine Specifications	
Make/Model	John Deere/6068HF485
Emissions	EPA Tier 3 Certified
Starting System	Electric
Design	4-Cycle, Water cooled, Direct Injection, Turbocharged, Air to air Intercooled
Displacement	6800 cc
No. cylinders	6
Bore x Stroke (mm)	106 x 127
Gross Engine Power Output	315 hp (235 kW)
BMEP	304 psi (2094 kPa)
Piston Speed	1134 ft/min (5.76 m/s)
Compression Ratio	17 : 1
Engine Speed	1800 rpm
Overspeed Limit	2100 rpm
Oil capacity gallons (liters)	8.19 gal (31.0 L)
Battery	12V 128 Ah

Fuel System	
Recommended Fuel	ASTM-D975-No.1 or No. 2-D
Maximum Fuel Flow (per hour)	22.7 gal. (85.9 L)
Maximum Inlet Restriction (Hg)	5.9 in. (150mm)
Fuel Tank Capacity	100 gal. (380 L)
Fuel Consumption	
full load gph (lph)	13.6 (51.6)
75% load gph (lph)	10.4 (39.5)
50% load gph (lph)	7.7 (29.3)
25% load gph (lph)	4.5 (17.2)

Cooling System	
Fan Load	21.5 hp (16 kW)
Coolant Capacity (with radiator)	6.3 gal (24 L)
Coolant Flow Rate	70 gal. (265 L)
Heat Rejection to Coolant	5404 Btu (5.7 MJ)
Heat Radiated to Room	3264 Btu (3.44 MJ)
Maximum Coolant Friction Head	2 psi (13.8 kPa)
Maximum Coolant Static Head	21 ft (6.4 m)
Ambient Temperature Rating	104°F (40°C)

Air	
Combustion Air	619 cfm (17.5 m³/min)
Maximum Air Cleaner Restriction	25.0 in H²O (6.25 kPa)
Alternator Cooling Air	1459 cfm (41.3m³/min)
Radiator Cooling Air	8120 cfm (230 m³/min)

Exhaust System	
Gas Flow (full load)	1371 cfm (38.8 m³/min)
Gas Temperature	905°F (485°C)
Maximum Back Pressure	40.0 in. H²O (10 kPa)

Amperage	
Rated Voltage	Maximum Amps
1Ø 120 Volt	488.9 Amps (4 wire)
1Ø 240 Volt	244.4 Amps (4 wire)
3Ø 240 Volt	529 Amps
3Ø 480 Volt	264 Amps
Main Line Circuit Breaker Rating	600 Amps
Over Current Relay Trip Set Point	256 Amps

### Warranty\*

#### John Deere Engine

12 months from date of purchase and unlimited hours or 24 months from date of purchase with 2000 hours (whichever occurs first).

\*Refer to the express written, Engine warranty sheet for additional coverage information.

#### Generator

24 months from date of purchase or 2000 hours (whichever occurs first).

\*Refer to the express written, one-year limited warranty sheet for additional information.

#### Trailer

12 months excluding normal wear items.

Generator is not intended for use in enclosed areas or where free flow of air is restricted. Backfeed to a utility system can cause electrocution and/or property damage. Do not connect to any building's electrical system except through an approved device.

**Specifications are subject to change without notice.**



# DCA220SSJ WhisperWatt™ Generator

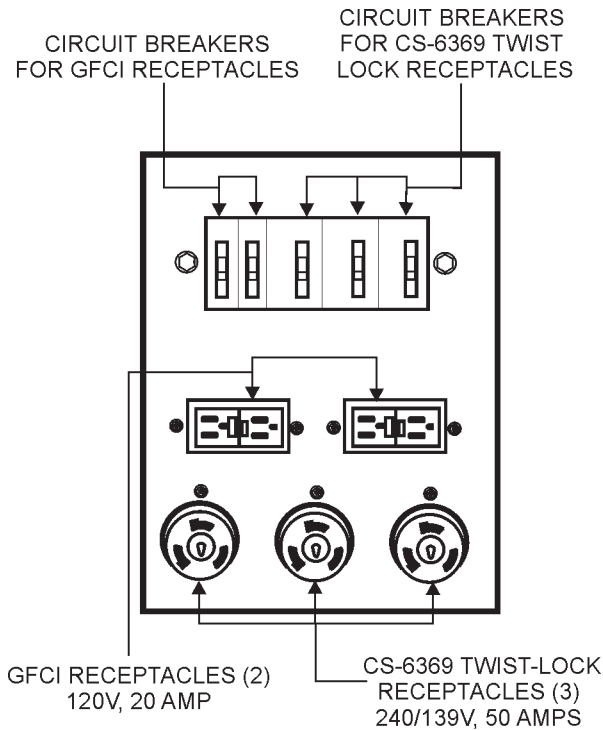
## MQ POWER DECIBEL LEVELS

Our soundproof housing allows substantially lower operating noise levels than competitive designs. WhisperWatts are at home on construction sites, in residential neighborhoods, and at hospitals — just about anywhere.

- 90 — Subway / truck traffic
- 80 — Average city traffic
- 73.0 — WhisperWatt at 23 feet
- 70 — Inside car at 60 mph
- 60 — Air conditioner at 20 feet
- 50 — Normal conversation



## Generator Output Panel



## Optional Generator Features

- Battery charger** — provides fully automatic and self-adjusting charging to the generator's battery system.
- Jacket water heater** — for easy starting in cold weather climates.
- Special batteries** — long life batteries provide extra engine cranking power.
- Spring Isolaters** — provides extra vibration protection for standby applications.
- Trailer mounted package** — highway legal trailer with electronic or surge brakes with single, double, or triple axle configuration. Extra capacity fuel tanks are also available.

## Optional Output Connections

- Cam-Loks** — provides quick disconnect alternative to bolt-on connectors.
- Pin and Sleeve Connectors** — provides industry standard connectors for all voltage requirements.
- Output cable** — available in any custom length and size configuration.

## Optional Control Features

- Audible alarm** — alerts operator of abnormal conditions.

## Optional Fuel Cell Features

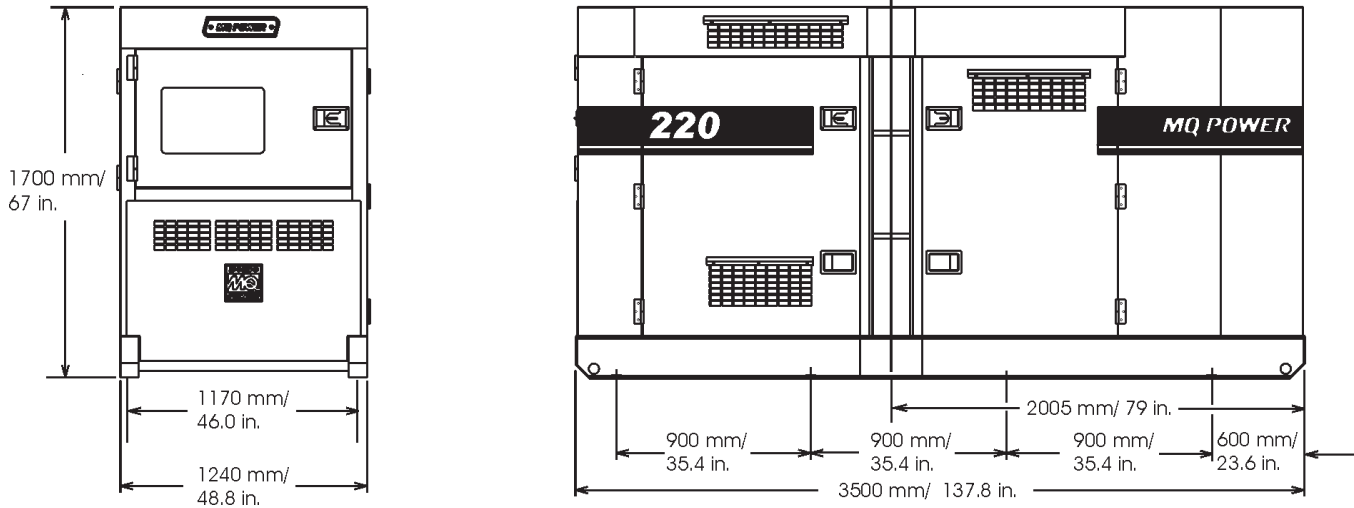
- Trailer fuel tank** — a second fuel cell located in the trailer allows for extended run time.
- Subbase fuel cells (double wall)** — Additional fuel cell for extended runtime operation. Contains a leak sensor, low fuel level switch, and a secondary containment tank. UL142 listed.
  - 12 hours of minimum run time.
  - 24 hours of minimum run time.



# DCA220SSJ

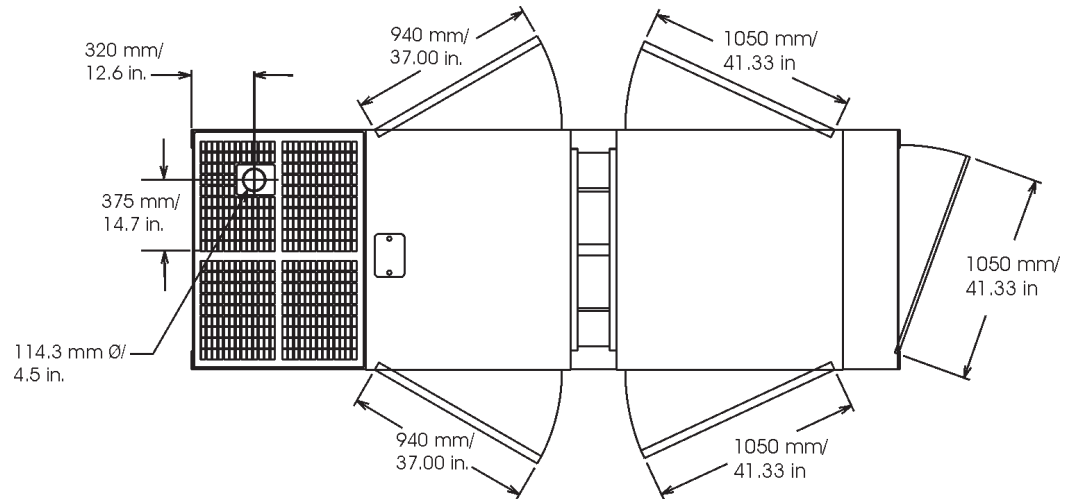
## WhisperWatt™ Generator

### Dimensions



### Weight

Dry Weight	7016 lbs (3182 kg)
Wet Weight	7753 lbs (3520 kg)



Manufactured by Denyo Co.

Your MQ Power dealer is:



**MQ POWER**  
 POST OFFICE BOX 6254  
 CARSON, CA 90749  
 310-537-3700 • 800-883-2551  
 FAX: 310-604-3831  
 E-MAIL: [mqpower@multiquip.com](mailto:mqpower@multiquip.com)  
 WWW: [mqpower.com](http://mqpower.com)