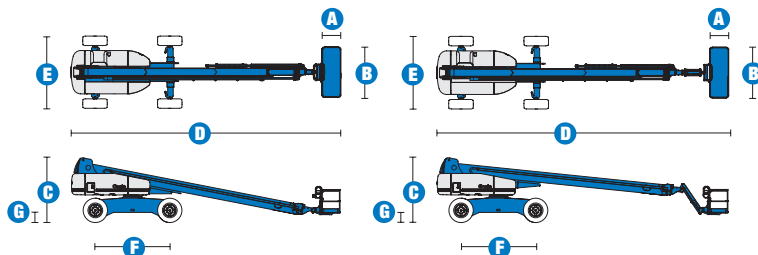


## Specifications



MODELS	S™-100		S™-105	
MEASUREMENTS	US	Metric	US	Metric
Working height maximum*	106 ft	32.48 m	111 ft	34.00 m
Platform height maximum	100 ft	30.48 m	105 ft	32.00 m
Horizontal reach maximum	75 ft	22.86 m	80 ft	24.38 m
Below ground reach	6 ft 6 in	1.98 m	10 ft	3.05 m
<b>A</b> Platform length - 8 ft model	3 ft	.91 m	3 ft	.91 m
Platform length - 6 ft model	2 ft 6 in	.76 m	2 ft 6 in	.76 m
<b>B</b> Platform width - 8 ft model	8 ft	2.44 m	8 ft	2.44 m
Platform width - 6 ft model	6 ft	1.83 m	6 ft	1.83 m
<b>C</b> Height - stowed	10 ft 1 in	3.07 m	10 ft 1 in	3.07 m
<b>D</b> Length - stowed	42 ft 8 in	13.00 m	46 ft	14.02 m
Length - transport (jib tucked under)	—	—	39 ft 11 in	12.17 m
<b>E</b> Width - axle retracted	8 ft 2 in	2.49 m	8 ft 2 in	2.49 m
Width - axle extended	11 ft	3.35 m	11 ft	3.35 m
<b>F</b> Wheelbase	12 ft	3.66 m	12 ft	3.66 m
<b>G</b> Ground clearance - center	1 ft 5.5 in	.44 m	1 ft 5.5 in	.44 m

### PRODUCTIVITY

Lift capacity	750 lbs	340 kg	500 lbs	227 kg
Platform rotation	160°		160°	
Vertical jib rotation	—		135°	
Turntable rotation	360° continuous		360° continuous	
Turntable tailswing - axle retracted	5 ft 6 in	1.68 m	5 ft 6 in	1.68 m
Turntable tailswing - axle extended	4 ft	1.22 m	4 ft	1.22 m
Drive speed - stowed	3.0 mph	4.8 km/h	3.0 mph	4.8 km/h
Drive speed - raised or extended	0.68 mph	1.1 km/h	0.68 mph	1.1 km/h
Gradeability - stowed**	40%		40%	
Turning radius - axles retracted: inside	13 ft 7 in	4.14 m	13 ft 7 in	4.14 m
outside	21 ft 7 in	6.58 m	21 ft 7 in	6.58 m
Turning radius - axles extended: inside	9 ft	2.74 m	9 ft	2.74 m
outside	19 ft 10 in	6.05 m	19 ft 10 in	6.05 m
Controls	12 V DC proportional		12 V DC proportional	
Tires - RT lug	385/65D 22.5		385/65D 22.5	

### POWER

Power Source	Deutz BF4L 2011 4 cylinder diesel 78 hp (58 kW) Perkins 1104C-44 4 cylinder diesel 83 hp (62 kW) Cummins B4.5 C80 4 cylinder diesel 80 hp (60 kW)			
Auxiliary Power Unit	12 V DC		12 V DC	
Hydraulic Tank Capacity	55 gal	208 L	55 gal	208 L
Fuel Tank Capacity	40 gal	151 L	40 gal	151 L

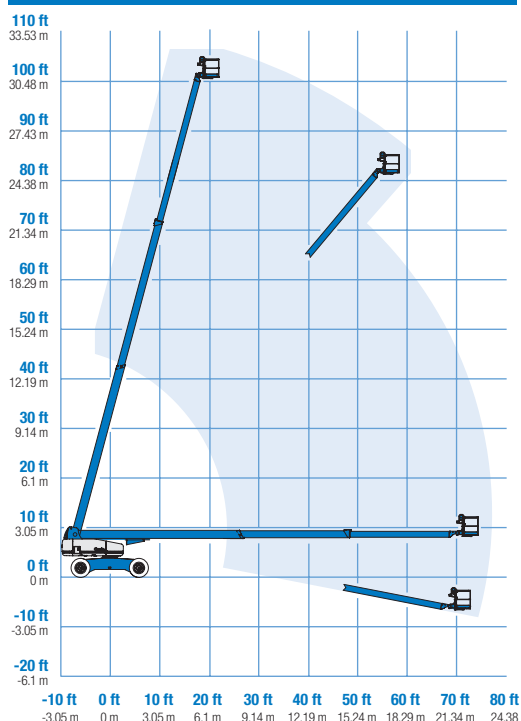
### WEIGHT\*\*\*

	39,700 lbs	18,008 kg	40,000 lbs	18,144 kg
--	------------	-----------	------------	-----------

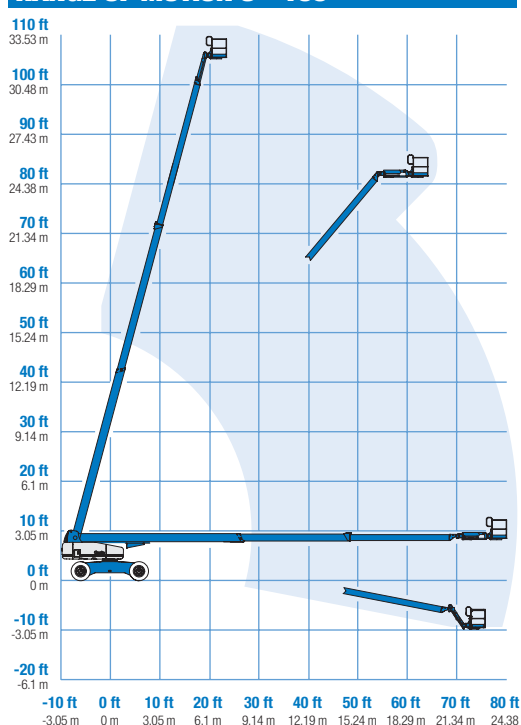
### STANDARDS COMPLIANCE

ANSI A92.5, CSA B354.4, CE Compliance, AS 1418.10

### RANGE OF MOTION S™-100



### RANGE OF MOTION S™-105



\* The metric equivalent of working height adds 2 m to platform height. U.S. adds 6 ft to platform height.

\*\* Gradeability applies to driving on slopes. See operator's manual for details regarding slope ratings.

\*\*\* Weight will vary depending on options and/or country standards.

## Features

### EASILY CONFIGURED TO MEET YOUR NEEDS

#### PLATFORM OPTIONS

- Steel 8 ft (2.44 m) (standard)
- Steel 6 ft (1.83 m)
- Steel 6\*\* or 8 ft (1.83 or 2.44 m) tri-entry
- Steel 4 ft (1.22 m)\*\*
- Steel 5 ft (1.52 m)\*\*

#### JIB OPTIONS

- Non-jib
- 5 ft (1.52 m) jib boom

#### POWER OPTIONS

- Deutz diesel 78 hp (58 kW)
- Perkins diesel 83 hp (62 kW)
- Cummins diesel 80 hp (60 kW)

#### DRIVE/STEER OPTIONS

- 4WD (standard)
- 4WS (standard)

#### AXLE

- Extendable axles (standard)

#### TIRE

- Rough terrain foam-filled (standard)

### STANDARD FEATURES

#### MEASUREMENTS

##### S™-100

- 106 ft (32.48 m) working height
- 75 ft (22.86 m) horizontal reach
- 750 lb (340 kg) lift capacity

##### S™-105

- 111 ft (34.00 m) working height
- 80 ft (24.38 m) horizontal reach
- 500 lb (227 kg) lift capacity

#### PRODUCTIVITY

- Self-leveling platform
- Hydraulic platform rotation
- Fully proportional Hall effect joystick controls
- Hydraulic oil cooler
- Drive enable
- AC power cord to platform
- Horn
- Hour meter
- Tilt alarm
- Alarm package
- 360° continuous turntable rotation
- Locking low profile turntable covers
- Positive traction drive
- Two speed wheel motors
- Configurable controls to limit lift height to 80 ft
- Ground control box cover
- Engine status display

#### POWER

- All engines are emissions compliant
- 12 V DC auxiliary power
- Anti-restart engine protection
- Auto engine fault shutdown



### OPTIONS & ACCESSORIES

#### PRODUCTIVITY

- Platform swing gate
- Half mesh platform inserts with swing gate
- Platform top auxiliary rail
- Arc Pro 275™ Heavy-Duty Welder package
- Welder Ready package
- Weld leads to platform
- Air line to platform
- Fire resistant hydraulic oil
- Biodegradable hydraulic oil
- Basic hostile environment kit
- Deluxe hostile environment kit
- Deluxe aircraft protection package (6 ft platform only)
- Thumb rocker steer
- Tool tray
- Fluorescent tube caddy
- Pipe cradle (pair)
- Panel cradle package\*
- Platform work lights
- Front driving lights
- Lockable platform control box covers

#### POWER

- AC generator packages (110V/60Hz, 3000W or 220V/50Hz, 2500W)
- Cold Weather Packages
- Arctic Packages
- Diesel scrubber/spark arrestor muffler
- Diesel spark arrestor muffler (not available on Cummins engine)
- Retained key selector switch

\* Available on select models

\*\* Not available on CE machines

### Genie United States

18340 NE 76th Street  
P.O. Box 97030  
Redmond, Washington 98073-9730

Telephone **+1 (425) 881-1800**  
Toll Free in USA/Canada **+1 (800) 536-1800**  
Fax +1 (425) 883-3475

### Genie Europe

Millennium House  
Brunel Drive  
Newark NG24 2DE  
UK

Telephone **+44 (0)1476 584333**  
Fax +44 (0)1476 584334

Email: [infoeurope@genieind.com](mailto:infoeurope@genieind.com)

### Distributed By:

Effective Date: January, 2008. Product specifications and prices are subject to change without notice or obligation. The photographs and/or drawings in this document are for illustrative purposes only. Refer to the appropriate Operator's Manual for instructions on the proper use of this equipment. Failure to follow the appropriate Operator's Manual when using our equipment or to otherwise act irresponsibly may result in serious injury or death. The only warranty applicable to our equipment is the standard written warranty applicable to the particular product and sale and we make no other warranty, express or implied. Products and services listed may be trademarks, service marks or trade-names of Terex Corporation, Genie Industries, Inc. and/or their subsidiaries in the U.S.A. and many other countries and all rights are reserved. Terex® is a Registered Trademark of Terex Corporation in the U.S.A. and many other countries. Genie® is a Registered Trademark of Genie Industries, Inc. in the U.S.A. and many other countries. Genie is a Terex Company. © 2008 Terex Corporation.

S100 3.5K 0108H. Part No. 109370

[www.genieindustries.com](http://www.genieindustries.com)