

# FEATURES



## STANDARD

24 Volt

SEM Transistor Control with Integrated Hoist Control

48" Long Forks

27" Fork Spread

Low Battery Lift Interrupt

Lift Motor Time-out at Full Height

### Standard Construction

Operating Temperatures:  
+32° to +120° F

Flush Pallet Stop

Electromagnetic Park Brake with Service Override

Regenerative Braking

Press-on Rubber Drive Tire (9" x 5")

Impact-Resistant, Ergonomically Designed, Bottom Mount Control Handle with Gas Spring Return

Direction Reversing Switch

Creep Speed "Turtle" Button

Three User Selectable Performance Modes

## OPTIONAL

### Fork Lengths

36" Long Forks

42" Long Forks

### Fork Spread

18" Fork Spread

22" Fork Spread

*Note: Fork dimensions listed (length, spread, width) are nominal. See specifications page for actual dimensions.*

### Optional Construction

Cooler / Freezer Package:  
0° to +120° F

### Load Backrest

48" High (Bolt-on)\*

60" High (Bolt-on)\*

*\*Cowl Mount 8.1" Battery Compartment Mount 9.1", increases truck length by 2"*


### Freighter's Special

45.2" "Freighter's Special" Fork Configuration

Redesigned Bumper Profile

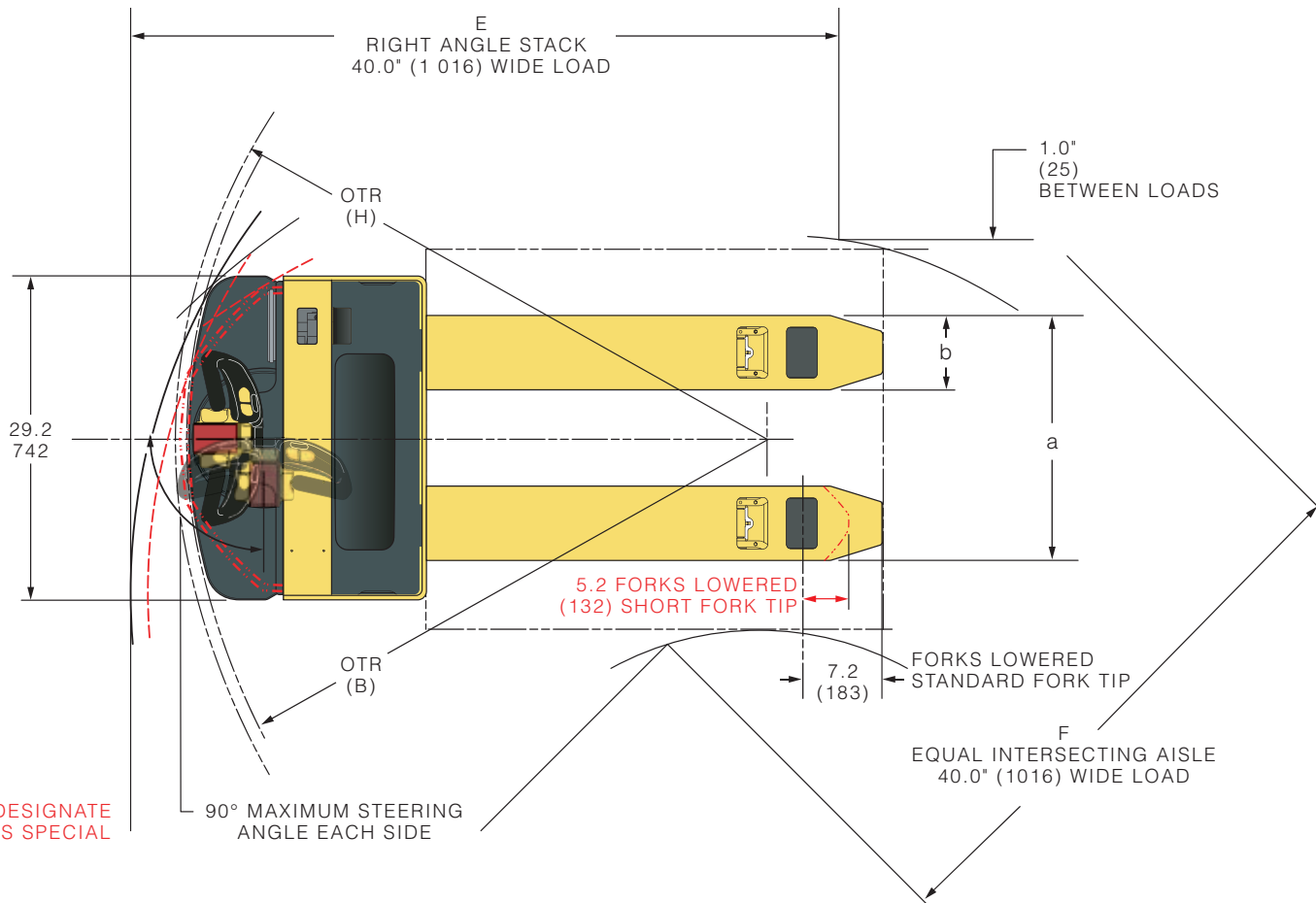
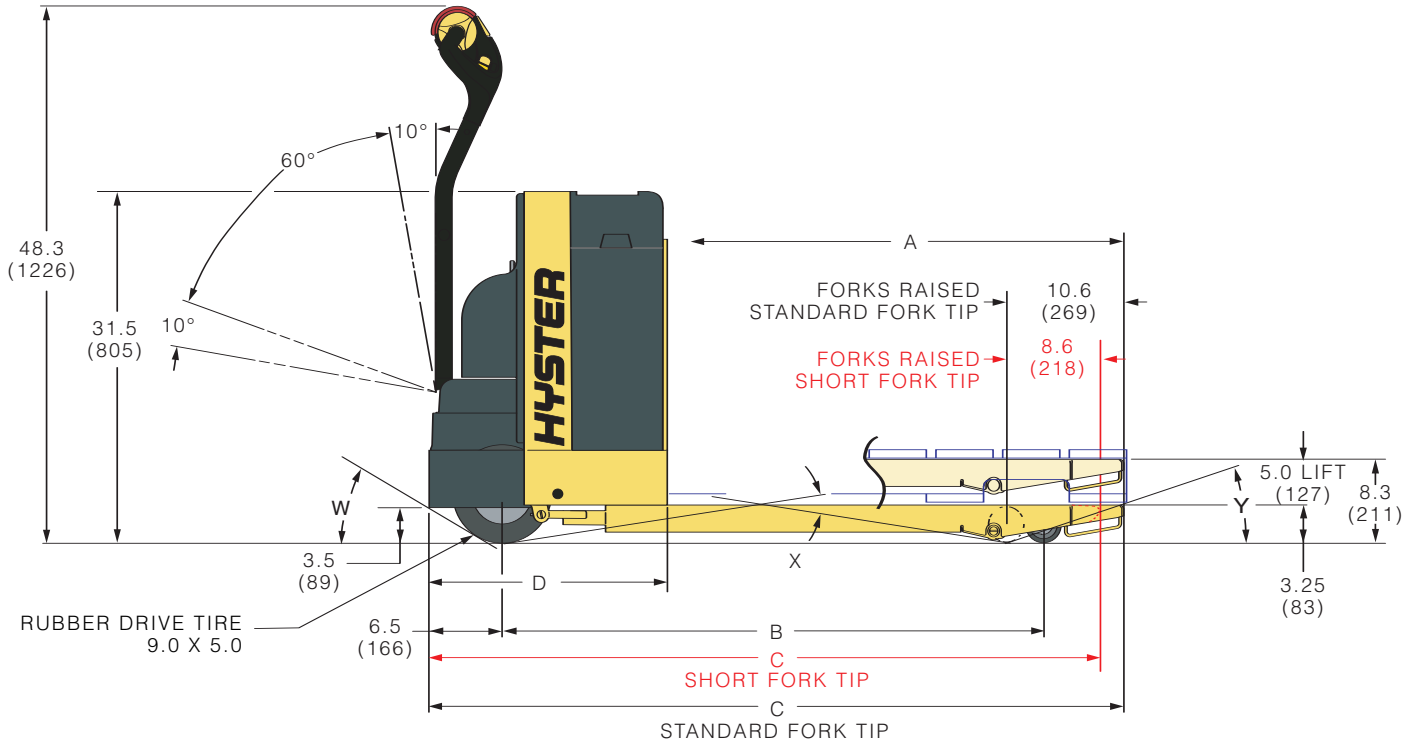
### Battery

12-85-7 Industrial Battery with 28.0" x 9.1" Battery Compartment, increases truck length by 1"



Trucks shown with optional equipment.

# DIMENSIONS



RED LINES DESIGNATE FREIGHTER'S SPECIAL

# SPECIFICATIONS



## TRUCK DIMENSIONS: SINGLE LOAD WHEELS, 24 VOLT, 28.5" x 8.1" BATTERY COMPARTMENT

DIMENSION	DESCRIPTION		FORK POSITION	DIMENSIONS IN INCHES (MILLIMETERS)			
				W40Z Standard Fork Tip			W40Z Freighter's Special
	Fork Type			W40Z Standard Fork Tip			W40Z Freighter's Special
A	Fork Length	Nominal	–	36 (900)	42 (1050)	48 (1200)	48 (1200)
		Actual	–	35.4 (899)	41.3 (1049)	47.2 (1199)	45.2 (1148)
B	Wheel Base		Raised	39.7 (1008)	45.6 (1158)	51.5 (1308)	51.5 (1308)
			Lowered	43.1 (1095)	49.0 (1245)	54.9 (1395)	54.9 (1395)
C	Overall Length		–	56.8 (1442)	62.7 (1592)	68.6 (1742)	66.6 (1691)
D	Chassis Length		–	21.4 (544)	21.4 (544)	21.4 (544)	21.4 (544)
OTR (b)	Outside Turning Radius (bumper)		Raised	46.2 (1174)	52.1 (1324)	58.0 (1474)	58.0 (1474)
			Lowered	49.6 (1261)	55.6 (1411)	61.5 (1561)	61.5 (1561)
OTR (h)	Outside Turning Radius (handle)		Raised	47.5 (1206)	53.4 (1356)	59.3 (1506)	59.3 (1506)
			Lowered	50.9 (1293)	56.8 (1443)	62.7 (1593)	62.7 (1593)
E	Right Angle Stack (aisle)		Raised	61.5 (1562)	66.5 (1689)	71.3 (1810)	69.0 (1753)
F	Equal Intersecting Aisle		–	52.5 (1334)	54.9 (1394)	57.5 (1460)	56.0 (1422)
W	% Grade Clearance <sup>1</sup>		Raised	67%	67%	67%	67%
X	% Grade Clearance <sup>1</sup>		Raised	40%	34%	30%	30%
Y	% Grade Clearance <sup>1</sup>		Raised	33%	33%	33%	33%
	Right Angle Stack* (truck)		Raised	–	–	100.4 (2550)	95.0 (2413)

<sup>1</sup> Measured to the bottom of a GMA approved pallet on the forks while they are in the raised position.

\* Length is measured side to side of truck. Width is measured front to back on the truck.

## FORK DIMENSIONS

DIMENSION	DESCRIPTION		DIMENSIONS IN INCHES (MILLIMETERS)		
a	Fork OAW (Over All Width)	Nominal	18 (460)	22 (560)	27 (670)
		Actual	18.1 (460)	22.0 (560)	26.4 (670)
b	Fork Width	Nominal	7.0 (170)	7.0 (170)	7.0 (170)
		Actual	6.9 (170)	6.9 (170)	6.9 (170)

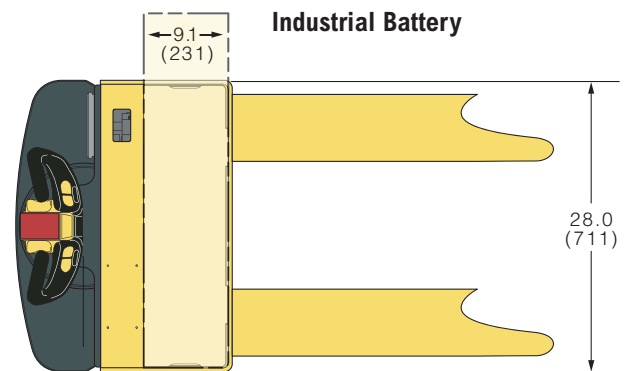
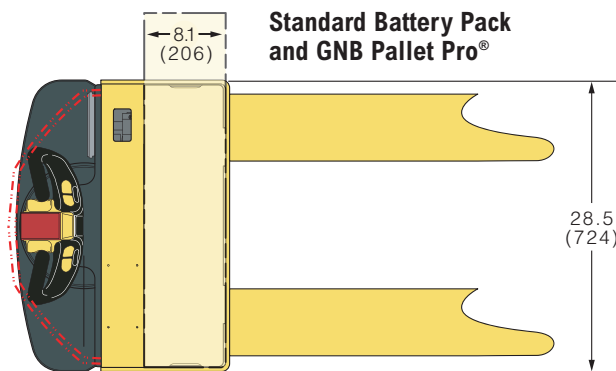
# PERFORMANCE



## BATTERY SPECIFICATIONS AND WEIGHTS

BATTERY	CAPACITY AMP-HOURS	(6 HR RATE) KWH	BATTERY CONNECTOR	LENGTH	WIDTH	HEIGHT	NOMINAL WEIGHT
Standard Battery Pack with 12A Charger	158	4.0	X type-175 Amp Red	28.4" (721 mm)	7.9" (201 mm)	23.9" (607 mm)	310 lbs. (141 kg)
GNB PalletPro® Battery Pack with 25A Charger <sup>s</sup>	195	4.4	175 Amp Red	27.3" (693 mm)	7.5" (191 mm)	26.4" (671 mm)	375 lbs. (170 kg)
12-85-7 Industrial Battery	255	6.0	175 Amp Red	25.7" (653 mm)	8.8" (224 mm)	23.3" (592 mm)	570 lbs. (259 kg)

Battery cable length 20.0 inch (508 mm), 1/0 gauge leads, B position. Truck weight, total approx. with battery power pack - 850 lbs. (386 kg) <sup>s</sup> GNB PalletPro® battery pack requires a .5 in. (12 mm) thick backplate spacer for proper positioning. Standard battery well 28.5" (724 mm) x 8.1" (206 mm) x open. Optional battery well 28.0" (712 mm) x 9.1" (231 mm) x open. Please note battery size is limited by the rounded corners of battery compartment. Maximum battery width and length dimensions cannot be used in conjunction with each other. Please contact your local Hyster Dealer for more information and details.



## TRAVEL SPEEDS (USER SELECTABLE PERFORMANCE MODES)

MODE 1			
	No Load	4000 lbs. (1818 kg)	
	Speed	Speed	
mph	3.4	2.7	
kph	5.5	4.3	

MODE 2			
	No Load	4000 lbs. (1818 kg)	
	Speed	Speed	
mph	3.6	3.2	
kph	5.8	5.1	

MODE 3			
	No Load	4000 lbs. (1818 kg)	
	Speed	Speed	
mph	3.8	3.4	
kph	6.1	5.5	

24 Volt SEM Traction Control: 9" x 5" Rubber Drive Tire, Single Poly Load Wheels **Industrial Battery:** 600 lbs. (273 kg); 300 amp-hours

## LIFT / LOWER INFORMATION

24 VOLT			
Lift Time	Sec	No Load	3.0
	Sec	4000 lbs.	4.0
Lowering Time	Sec	No Load	2.0
	Sec	4000 lbs.	1.0

## GMA PALLET – STANDARD DIMENSIONS

